

Developing 3Dmetric Media Prototype through a Hypothetical Learning Trajectory to Train Students Spatial Skill

by Mohammad Faizal Amir

Submission date: 20-Mar-2019 09:42AM (UTC+0700)

Submission ID: 1096369628

File name: Developing_3Dmetric.pdf (435.23K)

Word count: 2121

Character count: 11882

Developing 3Dmetric Media Prototype through a Hypothetical Learning Trajectory to Train Students Spatial Skill

¹*Mohammad Faizal Amir, Elementary School Teacher Education Department, Universitas Muhammadiyah Sidoarjo, Sidoarjo, Indonesia

²Niko Fedyanto, Management Department, Universitas Muhammadiyah Sidoarjo, Sidoarjo, Indonesia

³Chusnul Chotimah, Elementary School Teacher Education Department, Universitas Muhammadiyah Sidoarjo, Sidoarjo, Indonesia

⁴H E Rudiyanto, Elementary School Teacher Education Department, Universitas PGRI Madiun, Madiun, Indonesia

Abstract --- Currently, the transformation industry 4.0 was going **thoroughly**, so that education must also transform to prepare students reaching standards technology industry. **Augmented Reality (AR)** is one of the major technological revolution. **The** purpose of this research is to develop a media-based 3Dmetric AR through Hypothetical Learning Trajectory, making students more easily develop their spatial abilities. The research method used is Design research in instructional materials development theorist based problems. The results of this research are the prototype of the 3Dmetric media through HLT right used to develop the ability of students in the spatial dimensions of rotation, constructive space, reconstruction, visualization, and orientation. By using the media 3Dmetric, students can perform spatial geometry activity hypothesis 6. 3DMetric media through HLT is a constructivist and meets AR design principles, i.e. giving challenge, give fantasy, and look at the part that is not visible to the user.

Keywords--- Augmented Reality, 3D Metric, Instructional Media

I. Introduction

The term "industry 4.0" is often associated with the concept of the Internet of Things (IoT), which refers to the device's network which have **abilibertul** **3** data [1]. Education must also transform to prepare students reaching standards of technology industry 4.0 [2]. **Augmented Reality (AR)**, which **is one of the** major technology revolution [3] in education, helping teachers implement teaching approach [4], so it's a learning experience, learning, performance and motivation of students be better [5], [6].

AR technologies can be relied upon creates learning media [7], in the form of a mobile device that gives a virtual information with real dimensions [8]. The use of media-based learning, AR to students to train the ability of virtual spatial problems in geometry students [9]-[11].

Hypothetical Learning Trajectory (HLT) is a part of the design research that connects theory and teaching experiment instructional in the real condition. HLT contains alternative activities and performance of students during the study [13]. Thus, it is a development of prototype instructional media AR based HLT that is used to train students spatial ability. AR Media developed a prototype named the Media 3Dmetric (3 dimensional and Geometric).

II. Experimental Method

This research was done by using Design Research model by Gravemeijer. The steps of Design Research consist of a preliminary design, teaching experiment, and retrospective analysis [14]. Preliminary design phase includes a review of the literature and the development of HLT

III. Result and Discussion

A. Creating HLT (Hypothetical Learning Trajectory)

The 3Dmetric development is done through the development of HLT (Hypothetical Learning Trajectory), based on the student's spatial dimension indicator rotation, constructive space, reconstruction, visualization, and orientation [15], [16]. Complete dimensions, indicators, activities, and hypothesis are described in Table 3.1. At

least, **this** is done to make the learning process become correctly directed and effective. sHLT includes activity and learning hypothesis based on the indicators [17].

Table 1. Dimension dimension, Indicator, Activity, and Hypothesis of Students' Spatial Ability

Dimension	Indicator	Student Activity	Hypotheses
Rotation	investigating geometric sphere	Activity 1 Students recognize the image of geometrical sphere being rotated	Hypothesis 1 students can draw a geometrical sphere rotated once
Constructive Space	state inter-geometrical sphere positions	Activity 2 students connect the visual parts of the geometrical sphere	Hypothesis 2 students can determine at least one substance of geometrical sphere
Reconstruction	Constructing and representing geometry models illustrated on flat areas in the context of space	Activity 3 students draw things surround them by representing geometrical objects	Hypothesis 3 Students can draw 4-5 things surround them precisely
Visualization	Identify and classify geometrical sphere	Activity 4 a. students visualize geometrical sphere into nets b. students visualize nets into geometrical sphere	Hypothesis 4 a. Students can visualize geometric spheres into a nets sphere with a simple side. b. For the more complex sides, the students have difficulty in determining faces in the nets sphere or geometric sphere
Orientation	Imagining forms or position of a geometrical object viewed from a certain	Activity 5 Students predict geometrical sphere viewed from other perspectives	Hypothesis 5 Students understand front view, side view and top view of geometrical sphere

B. 3Dmetric Media Design

3Dmetric was developed using Blender version 2.79, tracker and Augment application to read the coding of Blender model [18]. Figure 1 shows the preface the Blender to make it easier in the process tracker AR or target image. Through the Blender, we can easily choose to wake up space as needed. Figure 2 shows the making of the object through a Blender. Create a tracker as a means of detection of Augmented reality, thus unreadable by the Augment to display 3D results has been done on Blender engine, the tracker can be seen in Figure 3.



Figure 1. Preface Blender

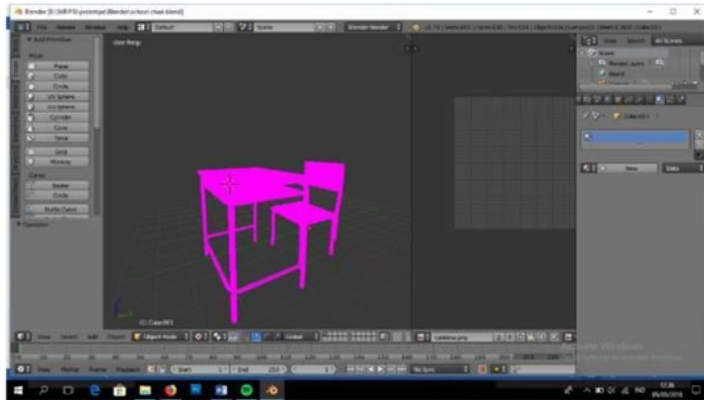


Figure 2. The 3Dmetric object making, using Blender

The next stage was inputting the 3Dmetric continued object with the tracker has been created on the website of Augment, as shown in Figure 4 and Figure 5. The model should certainly be in the mode which everyone can access the model without being logged in to an account. Once the process is complete, the inputting 3Dmetric media can be operated with open-source Applications on Smartphones, Augmented by camera in smartphone to scan the tracker that have been printed before. The results of the deployment of Augmented Reality can be seen in Figure 6, it can be seen that the objects (chairs and tables) can "emerge" from the monitor screen.

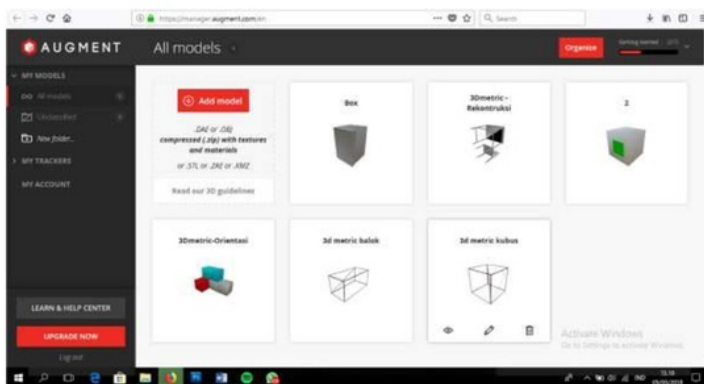


Figure 4. Augmented Website to input 3D model

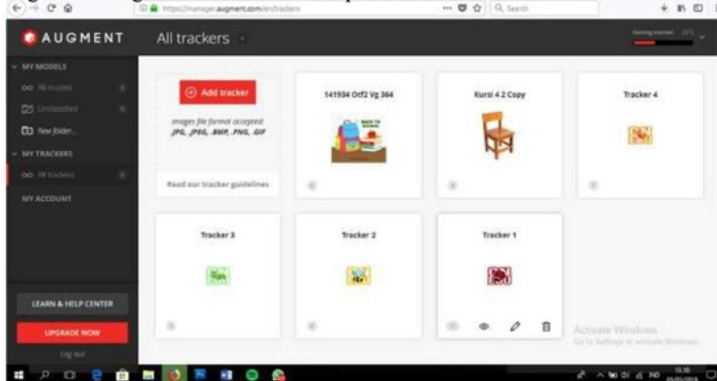


Figure 5. Augment Website to input tracker



Figure 6. Interface object chair

C. Prototype Usage

The research result described below includes the end user interface design with the use of the prototype along with a discussion of how it works through the HLT. To open models of media 3dmetric, the first step to do is to install the application on the playstore augment. Figure 7 shows the layout application augment. After installing the

application and open it, click the scan button to process AR tracker so that it turns into a media object 3Dmetric. Figure 8 shows a hypothesis of activity 1 3Dmetric media, which makes the students are able to distort an object or an object that is on him without spending a lot of energy so that they are easier to understand a part of geometric objects. In addition, this enables students to draw back an object that has a geometry sphere surround them easier.

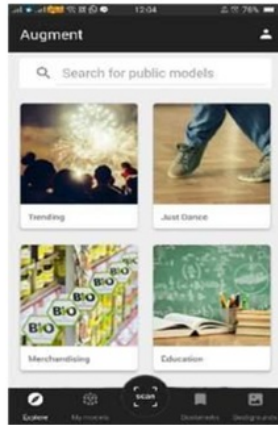


Figure 7. The Initial Display of augment application

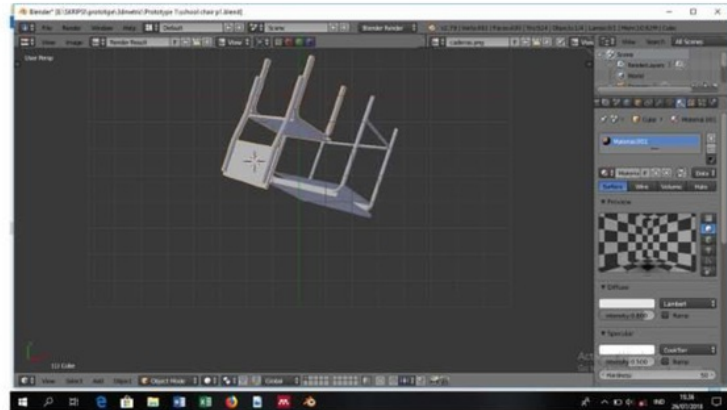


Figure 8. Hypothesis of activity 1 Media 3Dmetric

Figure 9 shows a hypothetical Activity 2 medium 3Dmetric, where students may mention the elements of geometric spheres particularly cube. The elements of geometric spheres include edges, faces, and diagonal. Activity 2 facilitate students to understand the items on geometric sphere, so the student can state the position between the elements of the sphere. Figure 10 shows the hypothesis of activity 3 media 3Dmetric which can make students to clearly see the diagonal about space and the diagonal side and ease the students in both distinguishing and calculating the diagonal spaces and diagonal faces. Figure 11 shows the hypothesis of Activity 4 media 3Dmetric which make students to know how to make a net through geometric sphere that can be rotated so that it the faces of the geometric sphere and able to make nets from geometric sphere that has patterned faces with indicators that identify and classify image geometry, as well as investigating the geometry of an object. Figure 12 shows a hypothesis of Activity 5 media 3Dmetric where students can play the sphere so they can see from different angles. Students can imagine the sphere or position of an object's geometry seen from a certain point of view.

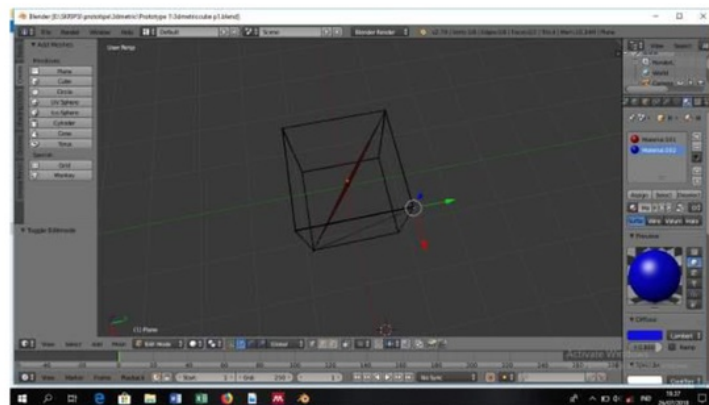


Figure 9. Hypothesis Activity 2 Media 3Dmetric

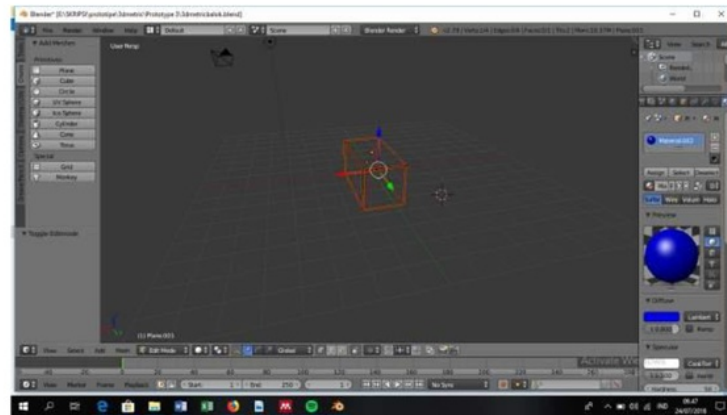


Figure 10. Hypothesis Activity 3 Media 3DMetric

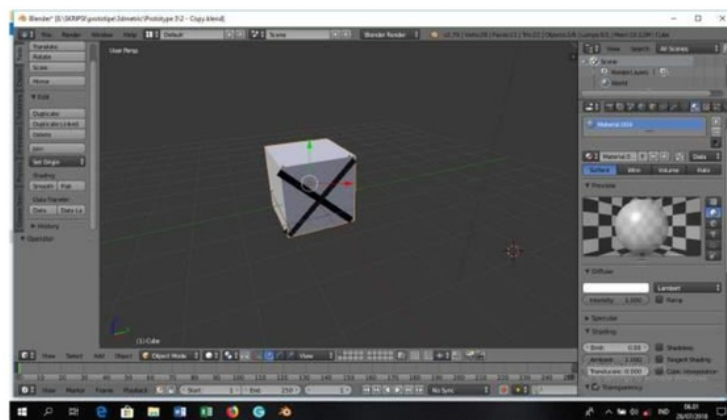


Figure 11. Hypothesis of Activity 4 Media 3DMetric

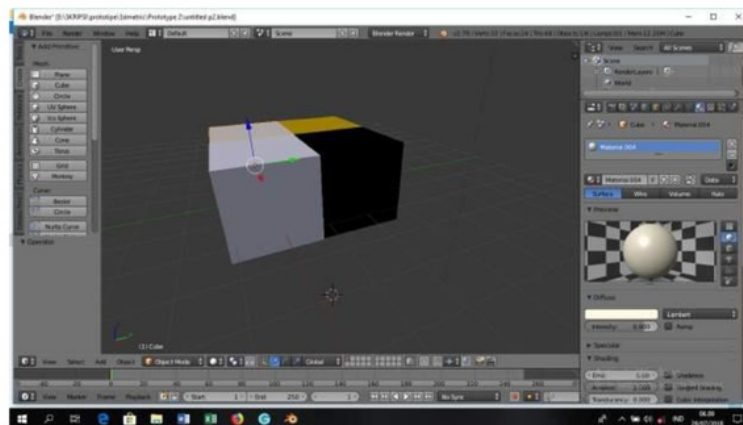


Figure 12. Hypothesis of Activity 5 Media 3DMetric

The development of prototype media 3DMetric via the HLT has three principles, i.e. giving the challenge, fantasy, and looking at the invisible part for the user [19]. Technology-based media, including 3DMetric AR made 2D object looks like 3D. The positive consequences of the AR usage are real world contextual visualization, annotation, and vision-haptic visualization [20]. In line with the theory of constructivist learning, facilitating students learn real-world, physical and 3DMetric media also facilitate metacognition awareness, authentic inquiry, observation, guiding, and teaching feedback [21].

IV. Conclusion

The 3DMetric media via HLT Prototype is appropriate to use in developing the ability of students in the spatial dimension of the rotation, the constructive sphere, reconstruction, visualization, and orientation. By using the media 3DMetric, students can do the 6 hypotheses of Activity concerning geometric sphere. 3DMetric media through constructivist oriented HLT and meets AR design principles, i.e. giving challenge, fantasy, and look at the invisible part for the user.

References

- [1] F. D. Pace, F. Manuri, and A. Sanna, "Augmented Reality in Industry 4.0," *Am. J. Comput. Sci. Inf. Technol.*, vol. 6, no. 1, pp. 1–7.
- [2] M. Rüßmann et al., "Industry 4.0. The Future of Productivity and Growth in Manufacturing," *Bost. Consult.*, no. April, pp. 1–5, 2015.
- [3] K. Lee, "Augmented Reality in Education and Training," *Link. Res. Pract. to Improv. Learn.*, vol. 56, no. 2, pp. 13–21, 2012.
- [4] M. Akçayır and G. Akçayır, "Advantages and challenges associated with augmented reality for education: A systematic review of the literature," *Educ. Res. Rev.*, vol. 20, no. 1, pp. 1–11, 2017.
- [5] Hsin-KaiWu, S. Wen-YuLee, H.-Y. Chang, and J.-C. Liang, "Current status, opportunities and challenges of augmented reality in education," *Comput. Educ.*, vol. 62, no. March, pp. 41–49, 2013.
- [6] C.-M. Chen and Y.-N. Tsai, "Interactive augmented reality system for enhancing library instruction in elementary schools," *Comput. Educ.*, vol. 59, no. 2, pp. 638–652, 2012.
- [7] P. M. O'Shea, "Augmented Reality in Education: Current Trends," *Int. J. Gaming Comput. Simulations*, vol. 3, no. 1, 2011.
- [8] K.-H. Cheng, "Surveying Students' Conceptions of Learning Science by Augmented Reality and their Scientific Epistemic Beliefs," *EURASIA J. Math. Sci. Technol. Educ.*, vol. 14, no. 4, pp. 1147–1159, 2018.
- [9] H. Kaufmann, K. Steinbügl, A. Dünser, and J. Glück, "General Training of Spatial Abilities by Geometry Education in Augmented Reality," in *Annual Review of CyberTherapy and Telemedicine*, 2005, pp. 65–76.
- [10] R. Raskar, G. Welch, and H. Fuchs, "Spatially Augmented Reality," *Methods*, no. 919, pp. 1–7, 1998.
- [11] R. Raskar and K.-L. Low, "AFRIGRAPH '01 Proceedings of the 1st international conference on Computer graphics, virtual reality and visualisation," in *Interacting with spatially augmented reality*, 2001, pp. 101–108.
- [13] P. Cobb, J. Confrey, A. diSessa, R. Lehrer, and L. Schauble, "Design Experiments in Educational Research," *Educ. Res.*, vol. 32, no. 1, 2003.
- [14] K. Gravemeijer and D. van Eerde, "Design Research as a Means for Building a Knowledge Base for Teachers and Teaching in Mathematics Education," *Elem. Sch. J.*, vol. 109, no. 5, pp. 510–524, 2009.
- [15] P. Maier, "Spatial Geometry and Spatial Ability - How to Make Solid Geometry Solid?," *Proc. Annu. Conf. Didact. Math.*, vol. 3, no. 1, pp. 69–81, 1996.
- [16] Á. Bosnyák and R. Nagy-Kondor, "The spatial ability and spatial geometrical knowledge of university students majored in mathematics," *Acta Didact. Univ. Comenianae. Math.*, no. 8, pp. 1–25, 2008.
- [17] P. Ivars, C. Fernández, S. Llinares, and B. H. Choy, "Enhancing Noticing: Using a Hypothetical Learning Trajectory to Improve Pre-service Primary Teachers' Professional Discourse," *Eurasia J. Math. Sci. Technol. Educ.*, vol. 14, no. 11, 2018.
- [18] J. Yingprayoon, "Teaching Mathematics using Augmented Reality," *Proc. 20th Asian Technol. Conf. Math.*, vol. 20, pp. 384–391, 2015.
- [19] M. Dunleavy, "Design Principles for Augmented Reality Learning," *TechTrends Link. Res. Pract. to Improv. Learn.*, vol. 58, no. 1, pp. 28–34, 2014.
- [20] M. E. C. Santos, A. Chen, T. Taketomi, G. Yamamoto, J. Miyazaki, and H. Kato, "Augmented Reality Learning Experiences: Survey of Prototype Design and Evaluation," *IEEE Trans. Learn. Technol.*, vol. 7, no. 1, pp. 38–56, 2014.
- [21] M. Dunleavy and C. Dede, "Augmented Reality Teaching and Learning," in *Handbook of Research on Educational Communications and Technology*, 2013, pp. 735–745.

Developing 3Dmetric Media Prototype through a Hypothetical Learning Trajector to Train Students Spatial Skill

ORIGINALITY REPORT

5%

SIMILARITY INDEX

3%

INTERNET SOURCES

1%

PUBLICATIONS

4%

STUDENT PAPERS

PRIMARY SOURCES

1

jardcs.org

Internet Source

2%

2

Submitted to College of Education for Pure Sciences/IBN Al-Haitham/ Baghdad University

Student Paper

1%

3

"Augmented Reality, Virtual Reality, and Computer Graphics", Springer Nature, 2017

Publication

1%

4

Submitted to Petroleum Research & Development Center

Student Paper

1%

Exclude quotes On

Exclude matches < 1%

Exclude bibliography On