

Mixed reality updatable content for learning supportive tools

I A Kautsar*, A Damardono and M Suryawinata

Informatics Department, Faculty of Science and Technology, Universitas Muhammadiyah Sidoarjo, Indonesia

*irwan@umsida.ac.id

Abstract. Mixed reality technology is a combination of Augmented Reality (AR) and Virtual Reality (VR) technologies. Augmented reality and virtual reality are often used for various fields in terms of education, media campaigns, even used as a game to be more interesting, creative and innovative. The success of Mixed Reality implementation as learning supportive tools are laid on the content richness. As similar to web content, the use of mixed reality as a learning resource will become less efficient when it doesn't have dynamic content. This paper presents the early-stage development of the web-based application as the data source for mixed reality to enable dynamic content when using mixed reality as learning supportive tools. As the results, 112 feedback has been gathered along with acceptance rate more than 86 % stated that the dynamic content is more interesting than having mixed reality with only static content.

1. Introduction

While the Covid-19 pandemic in Indonesia, a social distance and self-quarantine force the academic process for doing distance learning [1,2]. On the other hand, with recent technology, it is possible for students to interact with 3D objects directly and receive information in real-time [3,4]. Using Mixed Reality technology, users can access an information entity without the need to visit the physical source of the information entity. For example, users can use Mixed Reality technology to visit rooms on campus virtually. This model interaction will help information distribution to students while the Covid-19 pandemic. Mixed Reality is a combination of Augmented Reality technology with Virtual Reality. It is a merge between the real world and the virtual world to create a new environment where objects can appear and interact physically and digitally at the same time. However, the creation of Mixed Reality content is very complex [5]. Because it combines designing 3D models, computer-human interfaces, and building into a mobile platform. Therefore, it needs to integrate Mixed Reality with other technologies that enable rich and updatable content. In this paper, we proposed the web-based application as the data source for mixed reality to enable dynamic content when using mixed reality as an alternative distance learning while Covid-19 pandemic.

2. Mixed reality

Combining Augmented Reality technology with Virtual Reality offers a captivating experience through the head-mounted display [6]. In these sections, we briefly describe the differences of Augmented and Virtual Reality.



2.1. Augmented reality

Augmented Reality (AR) is a term for an environment that combines the real world and the virtual world generated by computers [7,8]. Augmented Reality as a system had the following characteristics:

- Combining real and virtual environments
- Run interactively in real-time
- Integration in three dimensions (3D)

Shortly, AR is a real environment that has been added to a virtual object. The interaction with virtual objects is enabled through certain input devices. Instead, AR allows users to see the real environment, with virtual objects added or merged with the real environment. Therefore, AR simply adds or complements the real environment. The main purpose of AR is to create a new environment by combining the interactivity of real and virtual environments so that users feel that the created environment is real. In other words, users feel there is no perceived difference between AR and what they see/feel in the real environment. With the help of AR technology (such as computational vision and object recognition) the real environment around us will be able to interact in digital (virtual) form. Information about objects and the environment around us can be added to the AR system and then the information is displayed above the real world layer in real-time using a digital display. The information displayed by virtual objects expected to gain more attention rather than accessed as a conventional way. AR is widely used in fields such as health, military, manufacturing industry and has also been applied to hand-carry devices, such as mobile phones.

2.2. Virtual reality

Virtual reality (VR) is a technology that will make users feel inside the virtual world by providing the user a visual experience with a head-mounted device [9–11]. The use of virtual reality is to simulate the user interaction with the real environment. The 3D model that supports VR was imitated as possible to study the human behaviour that needs to adapt in the real environment.

3. Proposed methods

The goal of the system development is to enable created Virtual environments, such as existing 3D Virtual Classrooms, to have some sections as a place for image presentation that can update by lecturers as part of learning content. For testing purposes, we used our previous supportive tool development as a data source of the learning materials [9]. The development stage of the proposed system shown in the following diagram.

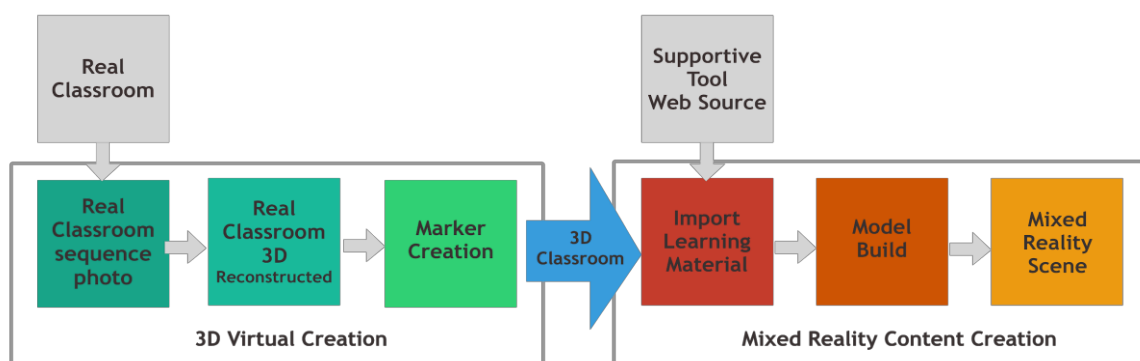


Figure 1. Development stage for the proposed method.

First stage was to develop the virtual classroom. The virtual classroom development shown in the following figures 2. As a results, the 3D classroom was shown on Figures 3.

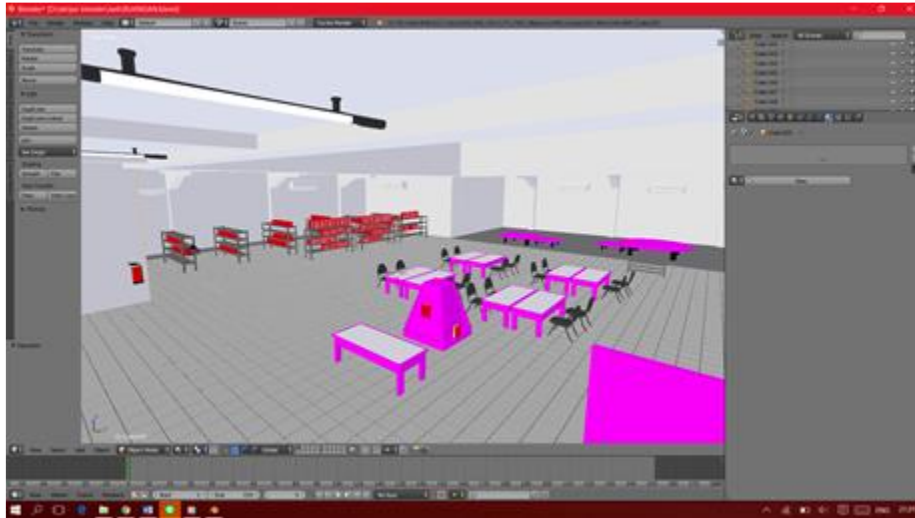


Figure 2. Virtual classroom 3D modelling.

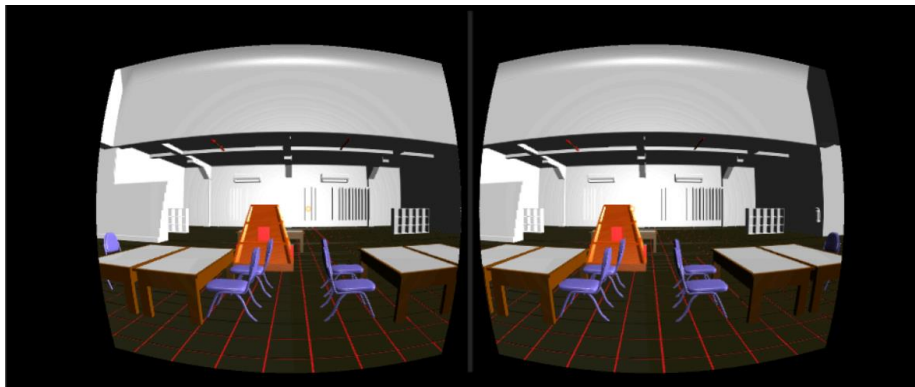


Figure 3. Virtual classroom at VR scene.

For the sake of interactive experience, it needs to provide a resource in the virtual world with content from our previous developed supportive tools [9,10]. The developed supportive tool is a web based application that is used by students to manage their portfolio. One of the assignments is to create some posters that represent their final projects. We use an existing student poster as learning materials illustrations. Also, we use generated QR Code from the supportive tools as the marker. To create markers, we use Vuforia services [11]. The uploaded QR code to Vuforia services are shown on Figure 4.

Next, it needs to import the students' posters from our previous research that act as the learning materials. The example display for the web based supportive tool shown as follows (Figure 5).

Final step, it needs to connect and build the created marker into augmented form with Unity 3D development platform to develop augmented scenes [12]. The developed scenes are shown of figure 6.

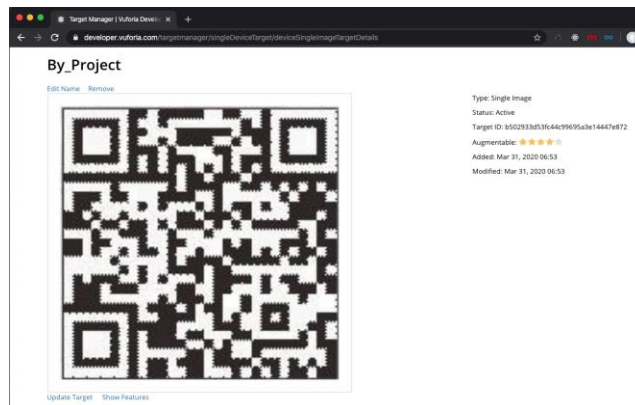


Figure 4. Marker creation using Vuforia services.

konro.kodegembira.id/app/218195521573024691
Hello, irwan [Dashboard](#) [Logout](#)

By Project by Team 218195521573024691

Deskripsi

Aplikasi yang menyediakan wadah bagi mahasiswa menyalurkan ide inovatif berupa karya sederhana yang dipublikasikan di situs website, sehingga informasi ide dari mahasiswa dapat diakses secara langsung oleh masyarakat luas yang memungkinkan menarik pemilik modal (investor) tertarik untuk mengembangkan proyek dari ide tersebut.

Download

- [Laporan](#)
- [Presentasi](#)
- [Poster](#)

Dev Team

- Rizky Maulana Fanani (161080200240/PABW 7A3) rizkymaulanafanani@gmail.com +6287858007085
membuat dan merancang program dari aplikasi, melakukan finalisasi program
- Octa Dwi Ardyanto (161080200320/PABW 7A3) 161080200320@umsida.ac.id +6287764143867
membuat program serta melakukan tes pada aplikasi
- Qitfirul Dwi Cahyono (191080200141/PTI 1A2) firulcahyo@gmail.com +6281228094103
melakukan analisa fitur tambahan (fungsional/nonfungsional) pada aplikasi

Figure 5. Web based supportive tool as learning materials.

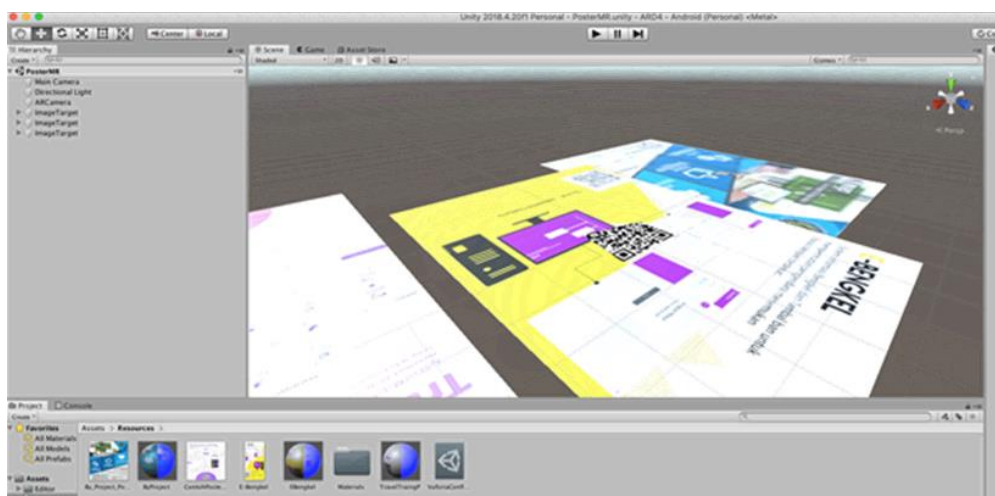


Figure 6. Augmented scene development.

4. Results and discussions

After finishing the augmented scene development, it needs to build the augmented scene to a mobile device ready. In this paper we build into APK files for an augmented scene implemented in an Android based smartphone (as shown on Figure 7).

We implemented mixed reality and showcased the augmented content using learning material from our previous development eportfolio web based applications. This was our preliminary steps to combining the use of mixed reality as learning supportive tools. With dynamic contents, it will help to gain more students' attentions.

We conduct user acceptance tests about the proposed methods on several classrooms that consist of 112 students as participants. The aim of the test was: #1) to determine the effectiveness of the proposed method to enhance students participation, and #2) to evaluate our current development mixed reality experience. The students as participants vary from 1st, 2nd, 3rd and 4th year students at bachelor degree. Figure 8 showed one of our participants using the current development mixed reality.




Figure 7. Developed an augmented scene with markers.



Figure 8. One of the user participation for testing the developed mixed reality.

4.1. Results

After experiencing our developed mixed reality, all participants have been requested to fill the designated questionnaire. Table 2 shows the questions for the questionnaire.

Table 1. Questionnaire for participants.

Questions	Response and Percentage (%)
Do students ever conduct elearning?	Yes (92), No(8)
Are students familiar with mixed reality?	Yes (12), No(88)
Have students having mixed reality experience before?	Yes (10) , No(90)
How likely is it that students would implement mixed reality in other classrooms?	Very Likely (98), General Feeling (2), Not Likely (0)
Would students recommend this mixed reality experience to a friend or colleague?	Yes (98), No (2)

Also, we had adapt Likert scale to measure the perception from all participants about the interaction with the proposed method with following formulas [13,14]:

$$P = \frac{N \times R}{I} \times 100\%$$

Where:

P = The percentage value each questions

N = The value of each answer at each instruments

R = Answered Value Frequency

I = The highest answered value multiplied with number of participant ($5 \times 112 = 560$)

The early stage of our current development mixed reality shown in Table 2.

Table 2. Beta testing of the proposed method.

Questions	Percentage (%)
Is the proposed method easy to use?	91.1
Is markers working correctly?	96.4
Is the learning materials delivered are way more understandable?	89.3
Would students like to use mixed reality experience at existing elearning?	87.5
Is the Instruction given easy to follow?	75.9
Does it have immersive experiences?	78.6
Average Percentage	86.5

4.2. Discussions

From the interaction aspect, studies had shown that learning style with evolved physical body movement is way more effective than observatory style learning [15,16]. This means 2D user experience while using elearning (such as LMS) is less effective when it compares with 3D user experiences [17,18]. From this perspective, mixed reality is more promising to enhance the learning process through its interactions. From Table 1, even though most participants are familiar with elearning, but likely not much to experience with the mixed reality. After experiencing the mixed reality as learning support tools, participants are likely to use the proposed method in future learning processes.

5. Conclusions and future works

Mixed reality has the potential to become an effective tool to enhance conventional pedagogical skill to gain more students' attention. In our previous research, we developed the web based supportive tool that was used by students as their eportfolios. With the proposed method, it increases the value of developed supportive tools as a result of being used as a data source for mobile-based AR. From the questionnaire results, it shows that the implementation of mixed reality with updatable learning materials will bring an immersive and entertaining experience rather than e-learning with static content.

For future works, It needs to study the automation creation of third party services in order to the creation of Augmented scene content with third party API that being provided.

Acknowledgments

Authors thanks Universitas Muhammadiyah Sidoarjo for having financial support for this publication. Also to my "kiddo" for holding the camera at Figure 7.

References

- [1] Faherty L J, Schwartz H L, Ahmed F, Zheteyeva Y, Uzicanin A, & Uscher-Pines L 2019 School and preparedness officials' perspectives on social distancing practices to reduce influenza transmission during a pandemic: Considerations to guide future work *Preventive medicine reports* **14** 100871
- [2] Machado Júnior A J & Pauna H F 2020 Distance learning and telemedicine in the area of Otorhinolaryngology: lessons in times of pandemic *Braz. J. Otorhinolaryngol.* **86**(3) pp 271-272
- [3] Elfeky A I M and Elbyaly M Y H 2018 Developing skills of fashion design by augmented reality technology in higher education *Interact. Learn. Environ.* **0**(0) pp 1–16
- [4] Chang K E, Zhang J, Huang Y S, Liu T C and Sung Y T 2019 Applying augmented reality in physical education on motor skills learning *Interact. Learn. Environ.* **0**(0) pp 1–13
- [5] Salmi H, Thuneberg H, and Vainikainen M P 2017 Making the invisible observable by Augmented Reality in informal science education context *Int. J. Sci. Educ. Part B* **7**(3) pp 253–268
- [6] Cheng K and Furusawa I 2018 The Deployment of a Mixed Reality Experience for a Small-Scale Exhibition in the Wild *presented at the 2018 IEEE International Symposium on Mixed and Augmented Reality Adjunct (ISMAR-Adjunct)* pp 214–215
- [7] Radosavljevic S, Radosavljevic V, and Grgurovic B 2018 The potential of implementing augmented reality into vocational higher education through mobile learning *Interact. Learn. Environ.* **0**(0) pp. 1–15
- [8] Sirakaya M and Sirakaya D A 2020 Augmented reality in STEM education: a systematic review *Interact. Learn. Environ.* **0**(0) pp 1–14
- [9] Kautsar I A and Sarno R A 2019 Supportive Tool for Project Based Learning and Laboratory Based Education *Int. J. Adv. Sci. Eng. Inf. Technol.* **9**(2) pp 630–639
- [10] Kautsar I A, Kubota S, Musashi Y, and Sugitani K 2016 Lecturer Based Supportive Tool Development and Approaches for Learning Material Sharing under Bandwidth Limitation *J. Inf. Process.* **24**(2) pp 358–369
- [11] Unknown n.d. *Vuforia Developer Portal* [Online] Available at: <https://developer.vuforia.com/> (accessed Mar. 07, 2020)
- [12] Technologies U n.d. *Unity Real-Time Development Platform | 3D, 2D VR & AR Visualizations* [Online] Available at: <https://unity.com/> (accessed Mar. 09, 2020)
- [13] Keown L L and Hakstian A R 1973 Measures of Association for the Component Analysis of Likert Scale Data *J. Exp. Educ.* **41**(3) pp 22–27
- [14] Ivanov O A, Ivanova V V, and Saltan A A 2018 Likert-scale questionnaires as an educational tool in teaching discrete mathematics *Int. J. Math. Educ. Sci. Technol.* **49**(7) pp 1110–1118
- [15] Lai M L, Tsai M J, Yang F Y, Hsu C Y, Liu T C, Lee S W Y, ... & Tsai C C 2013 A review of using eye-tracking technology in exploring learning from 2000 to 2012 *Educational research review* **10** pp 90-115
- [16] Powers D A and Melissa D 2014 Special Education and Virtual Reality *J. Res. Comput. Educ.* **27**(1) pp 111–121
- [17] Alhalabi W 2016 Virtual reality systems enhance students' achievements in engineering education *Behav. Inf. Technol.* **35**(11) pp 919–925
- [18] Kim P W, Shin Y S, Ha B H, and Anisetti M 2017 Effects of avatar character performances in virtual reality dramas used for teachers' education *Behav. Inf. Technol.* **36**(7) pp 699–712